



SMARTHOME
Touch The Future TODAY

CORAL

Manual Switch Series



SMART WIFI CONTROL SWITCH

Coral Switches are retrofit devices that are installed behind your existing switch boards and make your ordinary switches into switches that are self-reporting, and controllable from your smartphone. It can be installed in your exiting switch board inside or outside. Do not need to change any wiring.

BENEFIT :

- Helpful for physically challenged and old aged people.
- Prevents children from electric shock.
- Time saving while optimizing switches. (reduce your energy bill by putting off light, fans etc. with remote control when not needed.)
- No need to change existing wiring and switch board.
- Operate through remote control as well as manually.

SPECIFICATIONS :

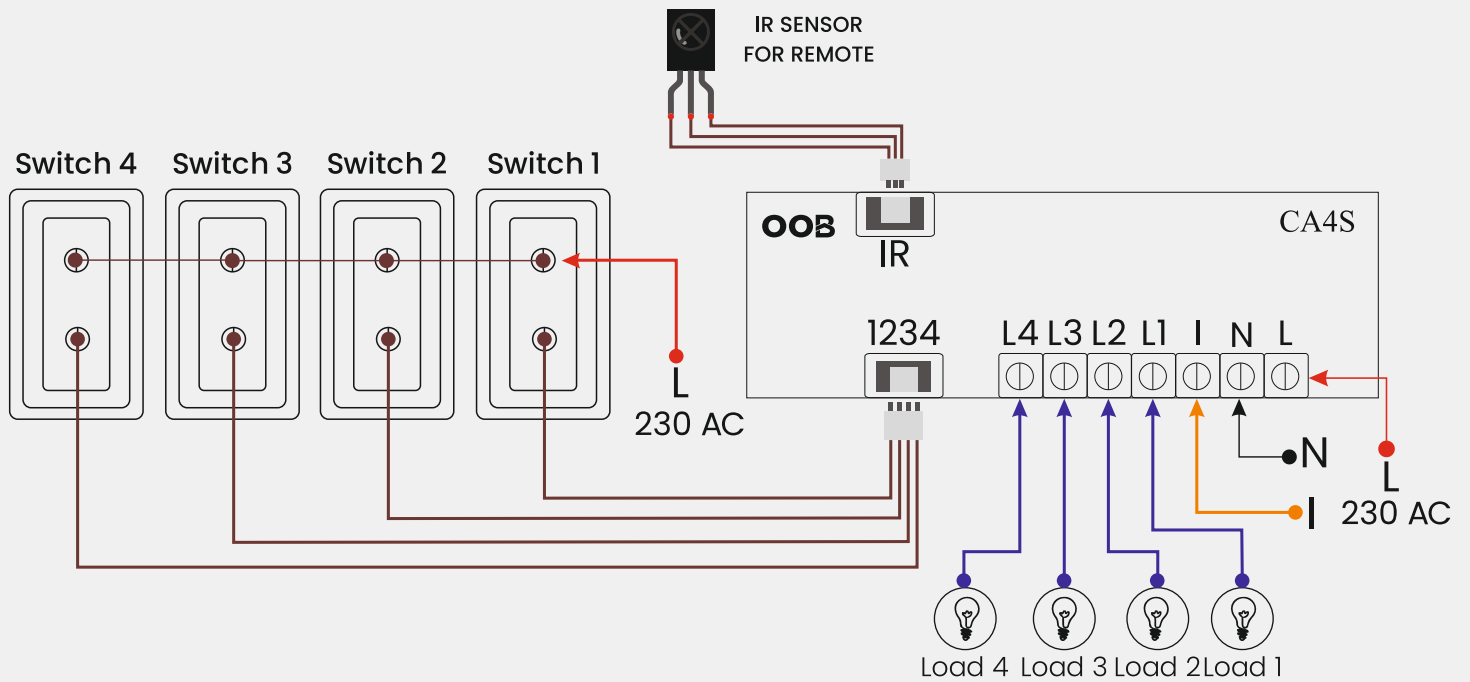
- Operating voltage 230 volts AC.
- Frequency 50 Hz.
- Load - Light - Max 200 Watts (Number of LED lights upto 4 pcs of 15 Watts)
- Fan - Max 100 Watts.
- IR Based Powerful Remote Control.
- Remote Control Working Range upto 15 Ft.

FEATURES :

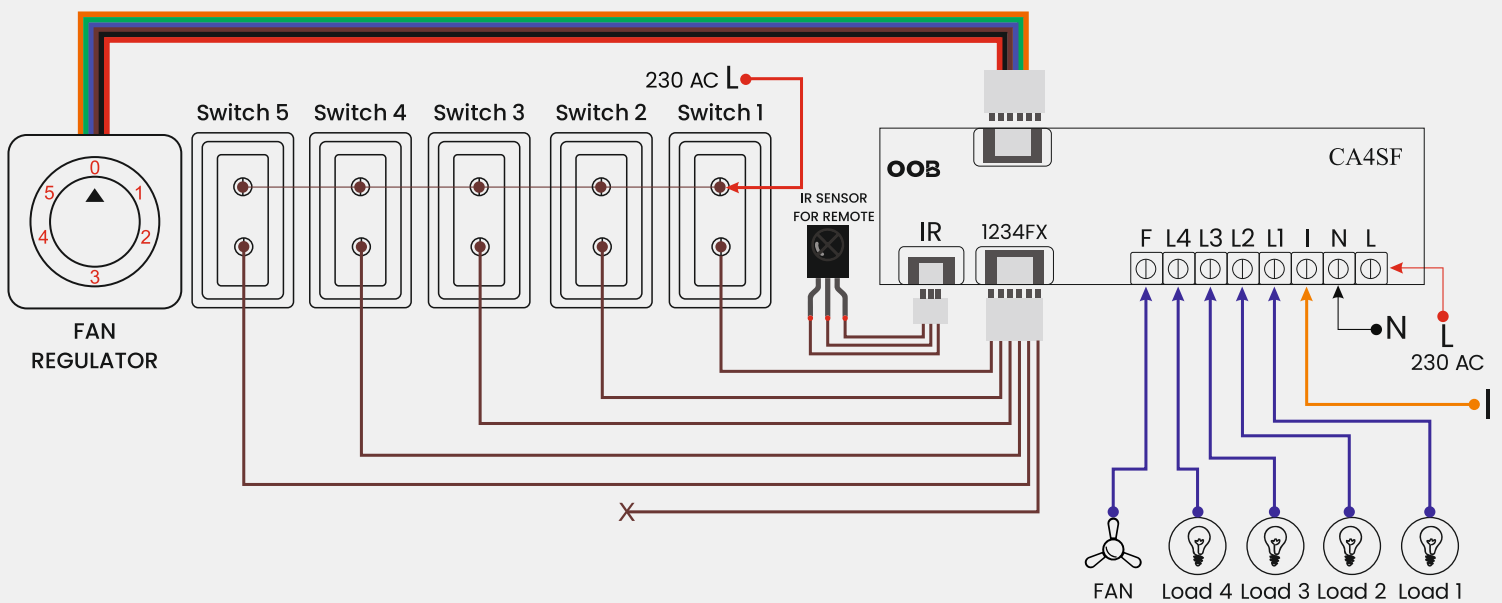
- Fan speed regulator from 1 to 4 steps. (Humming free.)
- Relay based circuit.
- Highly efficient and time saving.
- Built in memory remembers last state of switch.
- It can be installed in your existing switch board.



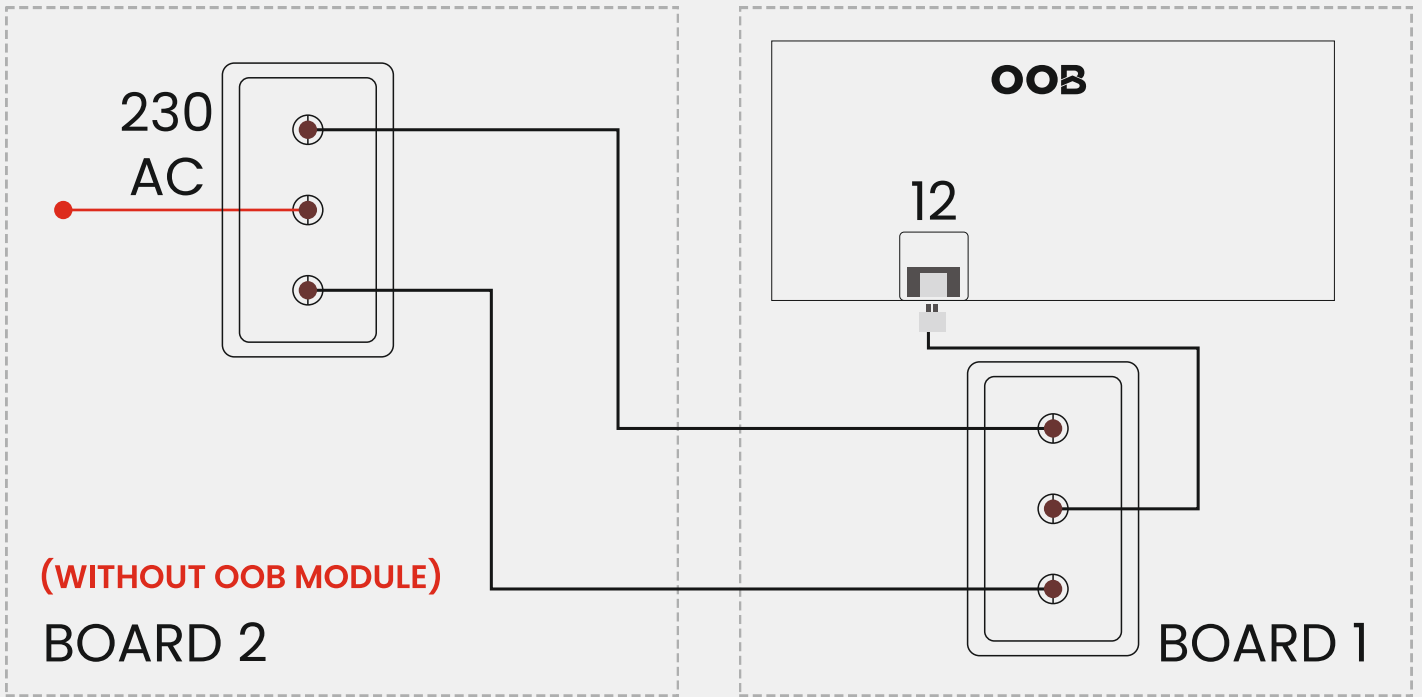
Module Wiring Diagram - (CA4S)



Module Wiring Diagram - (CA4SF)



2 Way Wiring Diagram



MODULE DIMENSIONS

MODULE	MODULE SIZE (L x W x H) in mm
CA2S	96 x 41 x 25
CA4S	115 x 41 x 24
CA6S	135 x 41 x 25
CA8S	165 x 41 x 25
CA4SF	140 x 46 x 30
CA6SF	150 x 46 x 30

NOTE : To Reset Wi-Fi Configuration do "Switch 1" on/off 15 times continuously.